7500-Series

Rapid® Engineering LLC

Indirect-Fired Air Turnover Units
Dimension and Selection Guide

1.800.536.3461
www.rapidengineering.com

C ETL LISTED US
Intertek
GAS/OIL HEATING ONLY

7500-Series Heating Unit

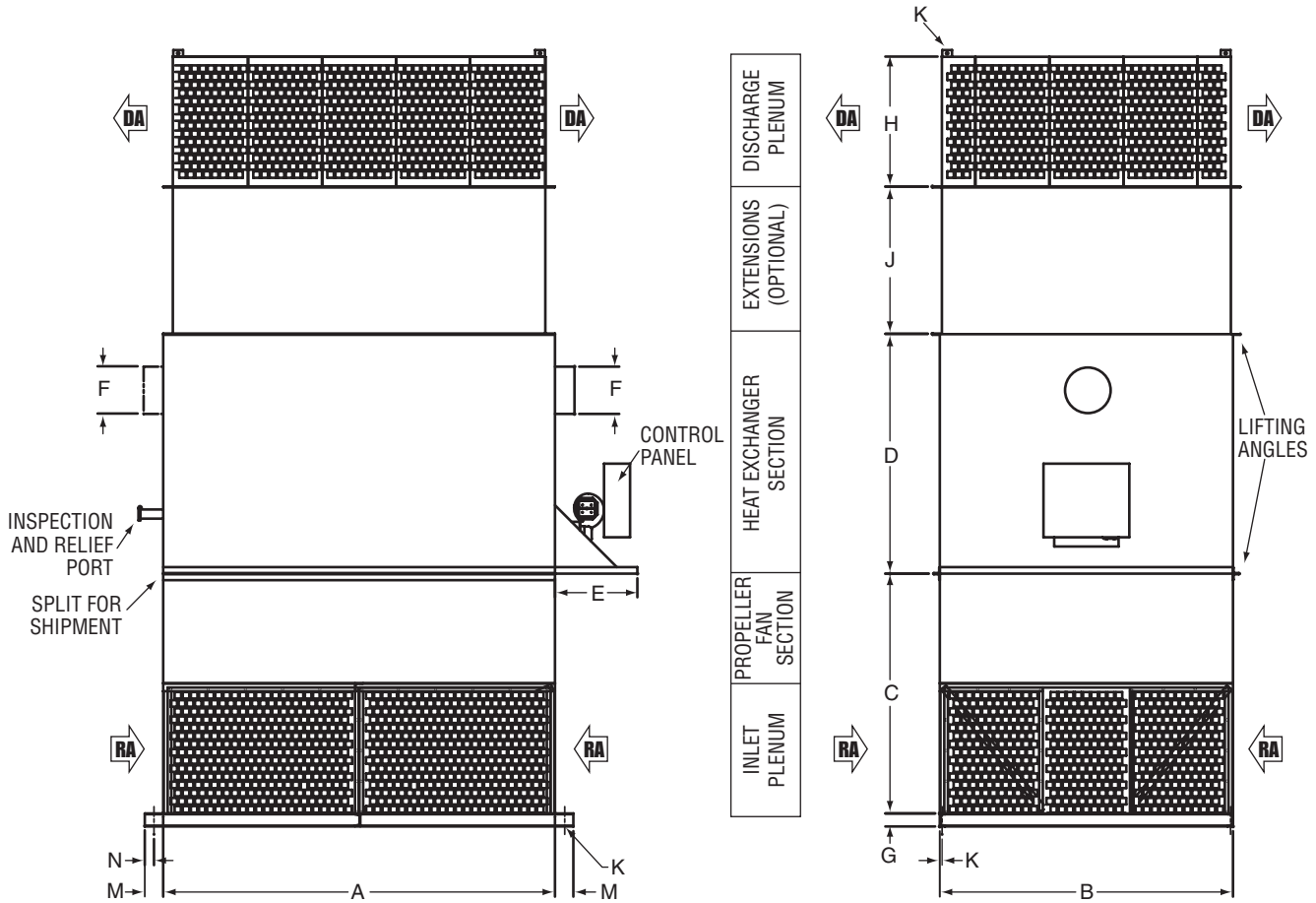

FRONT VIEW **END VIEW**

LEGEND

DA = Discharge Air
RA = Return Air

DIMENSIONS

	7500-136		7500-148		7500-154		7500-236		7500-242		7500-248		7500-254		7500-260		7500-272	
	in	cm	in	cm	in	cm	in	cm	in	cm	in	cm	in	cm	in	cm	in	cm
A	60	152.4	72	182.8	85	215.9	90	228.6	100	254.0	116	294.6	145	368.3	160	406.4	165	419.1
B	50	127.0	60	152.4	72	182.8	50	127.0	55	139.7	60	152.4	72	182.8	84	213.3	90	228.6
C	75	190.5	75	190.5	86	218.4	60	152.4	66	167.6	66	167.6	72	182.8	72	182.8	76	193.0
D	53	134.6	53	134.6	65	165.1	53	134.6	75 - 53 100 - 53 125 - 72	134.6 134.6 182.8	75 - 53 100 - 53 125 - 72 150 - 72 175 - 72	134.6 134.6 182.8 182.8 182.8	90	228.6	96	243.8	96	243.8
E	35	88.9	35	88.9	35	88.9	35	88.9	35	88.9	35	88.9	35	88.9	35	88.9	35	88.9
F	45 - 6 75 - 6 100 - 8	15.2 15.2 20.3	45 - 6 75 - 6 100 - 8	15.2 15.2 20.3	45 - 6 75 - 6 100 - 8 125 - 10	15.2 15.2 20.3 25.4	45 - 6 70 - 6 100 - 8	15.2 15.2 20.3	75 - 6 100 - 8 125 - 10	15.2 20.3 25.4	75 - 6 100 - 8 125 - 10 175 - 12	15.2 20.3 25.4 30.4	175 - 12 225 - 12 300 - 14	30.4 30.4 35.5	300 - 14 450 - 16	35.5 40.6	300 - 14 450 - 16	35.5 40.6
G	3	7.62	3	7.6	3	7.62	3	7.6	3	7.6	3	7.6	4	10.1	4	10.1	4	10.1
H	24	60.9	24	60.9	36	91.4	24	60.9	30	76.2	30	76.2	36	91.4	36	91.4	40	101.6
J	48	121.9	48	121.9	48	121.9	48	121.9	48	121.9	48	121.9	48	121.9	48	121.9	48	121.9
K	.75	1.9	.75	1.9	.75	1.9	.75	1.9	.75	1.9	.75	1.9	.75	1.9	.75	1.9	.75	1.9
M	6	15.2	6	15.2	6	15.2	6	15.2	6	15.2	6	15.2	6	15.2	6	15.2	6	15.2
N	3	7.6	3	7.6	3	7.6	3	7.6	3	7.6	3	7.6	3	7.6	3	7.6	3	7.6

IMPORTANT NOTES:

- All dimensions are subject to change without notice.
- Due to height of unit, additional support is recommended on top of the unit.
- Dimensions "D" and "F" may vary depending on heat exchanger size (ex. 45 = 450 MBH heat exchanger).
- Dimension "F" is flue diameter. Flue located on left side of unit for 1,000 MBH heat exchanger and smaller; flue located on right side of unit for 1,250 MBH heat exchanger and larger.

Tables B: Heating Unit with Filtration Performance Information

(Additional configurations are available upon request.)

7500-136

Airflow (CFM)	Motor (HP) (1 motor)	Output (MBH)		Temperature Rise Range		Base Unit Weight	
		Min.	Max.	°F	°C	lbs	kg
4,500	1	240	240	49 to 49	9.4 to 9.4	2,425	1,098.5
9,000	3	240	450	25 to 46	-3.9 to 7.8	2,505	1,134.8
12,000	5	240	450	19 to 35	-7.2 to 1.7	2,520	1,141.6

7500-148

Airflow (CFM)	Motor (HP) (1 motor)	Output (MBH)		Temperature Rise Range		Base Unit Weight	
		Min.	Max.	°F	°C	lbs	kg
10,000	3	240	450	22 to 42	-5.6 to 5.6	3,455	1,565.1
16,000	5	240	750	14 to 43	-10.0 to 6.1	3,470	1,571.9

7500-154

Airflow (CFM)	Motor (HP) (1 motor)	Output (MBH)		Temperature Rise Range		Base Unit Weight	
		Min.	Max.	°F	°C	lbs	kg
14,000	3	240	450	16 to 30	-8.9 to -1.1	4,080	1,848.2
22,000	5	240	750	10 to 32	-12.2 to 0.0	4,140	1,875.4
30,000	10	520	1,000	16 to 31	-8.9 to -0.6	4,210	1,907.1
30,000	10	560	1,250	17 to 39	-8.3 to 3.9	4,420	2,002.3

7500-236

Airflow (CFM)	Motor (HP) (1 motor)	Output (MBH)		Temperature Rise Range		Base Unit Weight	
		Min.	Max.	°F	°C	lbs	kg
9,000	1	240	450	25 to 46	-3.9 to 7.8	4,145	1,877.7
18,000	3	240	750	12 to 39	-11.1 to 3.9	4,240	1,920.7
24,000	5	520	1,000	20 to 39	-6.7 to 3.9	4,270	1,934.3

7500-242

Airflow (CFM)	Motor (HP) (1 motor)	Output (MBH)		Temperature Rise Range		Base Unit Weight	
		Min.	Max.	°F	°C	lbs	kg
21,000	3	240	750	11 to 33	-11.7 to 0.6	5,240	2,373.7
31,000	5	520	1,000	16 to 30	-8.9 to -1.1	5,270	2,387.3
31,000	5	560	1,250	17 to 37	-8.3 to 2.8	5,445	2,466.6

7500-248

Airflow (CFM)	Motor (HP) (2 motor)	Output (MBH)		Temperature Rise Range		Base Unit Weight	
		Min.	Max.	°F	°C	lbs	kg
22,000	3	240	750	10 to 32	-12.2 to 0.0	6,190	2,804.1
35,000	5	520	1,000	14 to 26	-10.0 to -3.3	6,345	2,874.3
45,000	7.5	560	1,250	12 to 26	-11.1 to -3.3	6,575	2,978.5
45,000	7.5	560	1,500	12 to 31	-11.1 to -0.6	6,730	3,048.7

7500-254

Airflow (CFM)	Motor (HP) (2 motor)	Output (MBH)		Temperature Rise Range		Base Unit Weight	
		Min.	Max.	°F	°C	lbs	kg
40,000	5	560	1,750	13 to 41	-10.6 to 5.0	7,870	3,565.1
60,000	10	600	2,250	9 to 35	-12.8 to 1.7	8,310	3,764.4
65,000	10	600	2,500	9 to 36	-12.8 to 2.2	8,560	3,877.7

7500-260

Airflow (CFM)	Motor (HP) (2 motor)	Output (MBH)		Temperature Rise Range		Base Unit Weight	
		Min.	Max.	°F	°C	lbs	kg
54,000	5	600	2,916	10 to 50	-12.2 to 10.0	11,070	5,014.7
61,000	7.5	720	3,294	11 to 50	-11.7 to 10.0	11,335	5,134.8
74,000	10	720	4,000	9 to 50	-12.8 to 10.0	11,385	5,157.4

7500-272

Airflow (CFM)	Motor (HP) (2 motor)	Output (MBH)		Temperature Rise Range		Base Unit Weight	
		Min.	Max.	°F	°C	lbs	kg
62,000	7.5	600	3,000	9 to 45	-12.8 to 7.2	12,160	5,508.5
88,000	10	720	4,500	8 to 47	-13.3 to 8.3	12,385	5,610.4
100,000	15	720	4,500	7 to 42	-13.9 to 5.6	12,515	5,669.3

Tables C: Cooling Unit with Filtration Performance Information

(For cooling applications, consult factory. Base Unit Weights do not account for inclusion of cooling coils or exclusion of heat exchanger. Additional configurations are available upon request.)

7500-136

Airflow (CFM)	Motor (HP)	Base Unit Weight (lbs)	
		lbs	kg
4,500	1 (1 motor)	2,425	1,098.5
9,000	3 (1 motor)	2,505	1,134.8
12,000	5 (1 motor)	2,520	1,141.6

7500-148

Airflow (CFM)	Motor (HP)	Base Unit Weight (lbs)	
		lbs	kg
10,000	3 (1 motor)	3,455	1,565.1
16,000	5 (1 motor)	3,470	1,571.9

7500-154

Airflow (CFM)	Motor (HP)	Base Unit Weight (lbs)	
		lbs	kg
14,000	3 (1 motor)	4,080	1,848.2
22,000	5 (1 motor)	4,140	1,875.4
30,000	10 (1 motor)	4,210	1,907.1
30,000	10 (1 motor)	4,420	2,002.3

7500-236

Airflow (CFM)	Motor (HP)	Base Unit Weight (lbs)	
		lbs	kg
9,000	1 (2 motors)	4,145	1,877.7
18,000	3 (2 motors)	4,240	1,920.7
24,000	5 (2 motors)	4,270	1,934.3

7500-242

Airflow (CFM)	Motor (HP)	Base Unit Weight (lbs)	
		lbs	kg
21,000	3 (2 motors)	5,240	2,373.7
31,000	5 (3 motors)	5,270	2,387.3
31,000	5 (3 motors)	5,445	2,466.6

7500-248

Airflow (CFM)	Motor (HP)	Base Unit Weight (lbs)	
		lbs	kg
22,000	3 (2 motors)	6,190	2,804.1
35,000	5 (2 motors)	6,345	2,874.3
45,000	7.5 (2 motors)	6,575	2,978.5
45,000	7.5 (2 motors)	6,730	3,048.7

7500-254

Airflow (CFM)	Motor (HP)	Base Unit Weight (lbs)	
		lbs	kg
40,000	5 (2 motors)	7,870	3,565.1
60,000	10 (2 motors)	8,310	3,764.4
65,000	10 (2 motors)	8,560	3,877.7

7500-260

Airflow (CFM)	Motor (HP)	Base Unit Weight (lbs)	
		lbs	kg
54,000	5 (2 motors)	11,070	5,014.7
61,000	7.5 (2 motors)	11,335	5,134.8
74,000	10 (2 motors)	11,385	5,157.4

7500-272

Airflow (CFM)	Motor (HP)	Base Unit Weight (lbs)	
		lbs	kg
62,000	7.5 (2 motors)	12,160	5,508.5
88,000	10 (2 motors)	12,385	5,610.4
100,000	15 (2 motors)	12,515	5,669.3

7500-Series Estimated Shipping Weights

Estimated Shipping Weights - Burners (All Models)

GAS BURNER	Input (MBH)	300-625	626-938	939-1250	1251-1875	1876-2500	2501-3125	3126-5000
	Weight (lbs)	155	190	230	290	300	340	340
	Weight (kg)	70.2	86.1	104.2	131.4	135.9	154.0	154.0
#2 OIL BURNER	Input (GPH)	2.5-4.5	4.6-6.7	6.8-8.9	9.0-13.4	13.5-17.9	18-22	22.1-36
	Weight (lbs)	125	125	220	220	310	360	385
	Weight (kg)	56.6	56.6	99.7	99.7	140.4	163.1	174.4
COMBINATION GAS / #2 OIL BURNER	Input (MBH)	300-625	626-938	939-1250	1251 -1875	1876-2500	2501-3125	3126-5000
	Input (GPH)	2.5-4.5	4.6-6.7	6.8-8.9	9.0-13.4	13.5-17.9	18-22	22.1-36
	Weight (lbs)	200	240	270	360	400	450	500
	Weight (kg)	90.6	108.7	122.3	163.1	181.2	203.9	226.5

IMPORTANT NOTES:

- All weights are subject to change without notice.
- To determine total unit weight, add the appropriate burner weight to the appropriate base unit weight (as listed in performance information tables).

7500-Series Selection Guide

To create a complete air turnover unit (natural gas or LPG), choose one base unit and one burner/manifold package using the tables on the following pages.

1. Choosing A Base Unit Package

Base Unit Package choice is based on model choice. First, locate the correct set of tables on the following pages which correspond to the required type of unit. Locate airflow and heat output requirements on the appropriate set of tables to determine the unit model. If more than one model is applicable, choose the smaller model.

Btu/h Output Required = CFM * 1.08 * Temperature Rise

MBH = Btu/h / 1,000

2. Choosing A Burner/Manifold Package

Choose Burner/Manifold Package based on input, burner type and insurance requirements. Choose a Burner/Manifold Package that can fulfill the maximum output of the model. Note that burner INPUTS are listed rather than outputs.

Burner Input = Burner Output / .8

Tables A: Heating Unit Performance Information

(Additional configurations are available upon request.)

7500-136

Airflow (CFM)	Motor (HP) (1 motor)	Output (MBH)		Temperature Rise Range		Base Unit Weight	
		Min.	Max.	°F	°C	lbs	kg
4,500	1	240	240	49 to 49	9.4 to 9.4	2,225	1,007.9
9,000	2	240	450	25 to 46	-3.9 to 7.8	2,280	1,032.8
12,000	3	240	450	19 to 35	-7.2 to 1.7	2,305	1,044.2

7500-148

Airflow (CFM)	Motor (HP) (1 motor)	Output (MBH)		Temperature Rise Range		Base Unit Weight	
		Min.	Max.	°F	°C	lbs	kg
10,000	3	240	450	22 to 42	-5.6 to 5.6	3,255	1,474.5
16,000	3	240	750	14 to 43	-10 to 6.1	3,300	1,494.9

7500-154

Airflow (CFM)	Motor (HP) (1 motor)	Output (MBH)		Temperature Rise Range		Base Unit Weight	
		Min.	Max.	°F	°C	lbs	kg
22,000	5	240	750	10 to 32	-12.2 to 0	3,940	1,784.8
30,000	7.5	520	1,000	16 to 31	-8.9 to -0.6	4,115	1,864.1
30,000	7.5	560	1,250	17 to 39	-8.3 to 3.9	4,220	1,911.7

7500-236

Airflow (CFM)	Motor (HP) (1 motor)	Output (MBH)		Temperature Rise Range		Base Unit Weight	
		Min.	Max.	°F	°C	lbs	kg
18,000	2	240	750	12 to 39	-11.1 to 3.9	3,990	1,807.5
24,000	3	520	1,000	20 to 39	-6.7 to 3.9	4,115	1,864.1

7500-242

Airflow (CFM)	Motor (HP) (2 motor)	Output (MBH)		Temperature Rise Range		Base Unit Weight	
		Min.	Max.	°F	°C	lbs	kg
21,000	2	240	750	11 to 33	-11.7 to 0.6	4,990	2,260.5
31,000	3	520	1,000	16 to 30	-8.9 to -1.1	5,115	2,317.1
31,000	3	560	1,250	17 to 37	-8.3 to -2.8	5,240	2,373.7

7500-248

Airflow (CFM)	Motor (HP) (2 motor)	Output (MBH)		Temperature Rise Range		Base Unit Weight	
		Min.	Max.	°F	°C	lbs	kg
22,000	3	240	750	10 to 32	-12.2 to 0.0	5,990	2,713.5
35,000	5	520	1,000	14 to 26	-10.0 to -3.3	6,145	2,783.7
45,000	5	560	1,250	12 to 26	-11.1 to -3.3	6,270	2,840.3
45,000	5	560	1,500	12 to 31	-11.1 to -0.6	6,270	2,840.3

7500-254

Airflow (CFM)	Motor (HP) (2 motor)	Output (MBH)		Temperature Rise Range		Base Unit Weight	
		Min.	Max.	°F	°C	lbs	kg
40,000	5	560	1,750	13 to 41	-10.6 to 5.0	7,670	3,474.5
60,000	7.5	600	2,250	9 to 35	-12.8 to 1.7	8,060	3,651.2
65,000	7.5	600	2,500	9 to 36	-12.8 to 2.2	8,310	3,764.4

7500-260

Airflow (CFM)	Motor (HP) (2 motor)	Output (MBH)		Temperature Rise Range		Base Unit Weight	
		Min.	Max.	°F	°C	lbs	kg
54,000	5	600	3,000	10 to 51	-12.2 to 10.0	10,870	4,924.1
61,000	7.5	720	4,000	11 to 61	-11.7 to 10.0	11,135	5,044.2
74,000	7.5	720	4,000	9 to 50	-12.8 to 10.0	11,135	5,044.2

7500-272

Airflow (CFM)	Motor (HP) (2 motor)	Output (MBH)		Temperature Rise Range		Base Unit Weight	
		Min.	Max.	°F	°C	lbs	kg
62,000	5	600	3,000	9 to 45	-12.8 to 7.2	11,720	5,309.2
88,000	10	720	4,500	8 to 47	-13.3 to 8.3	12,185	5,519.8
100,000	10	720	4,500	7 to 42	-13.9 to 5.6	12,185	5,519.8

7500-Series Heating Unit with Filtration

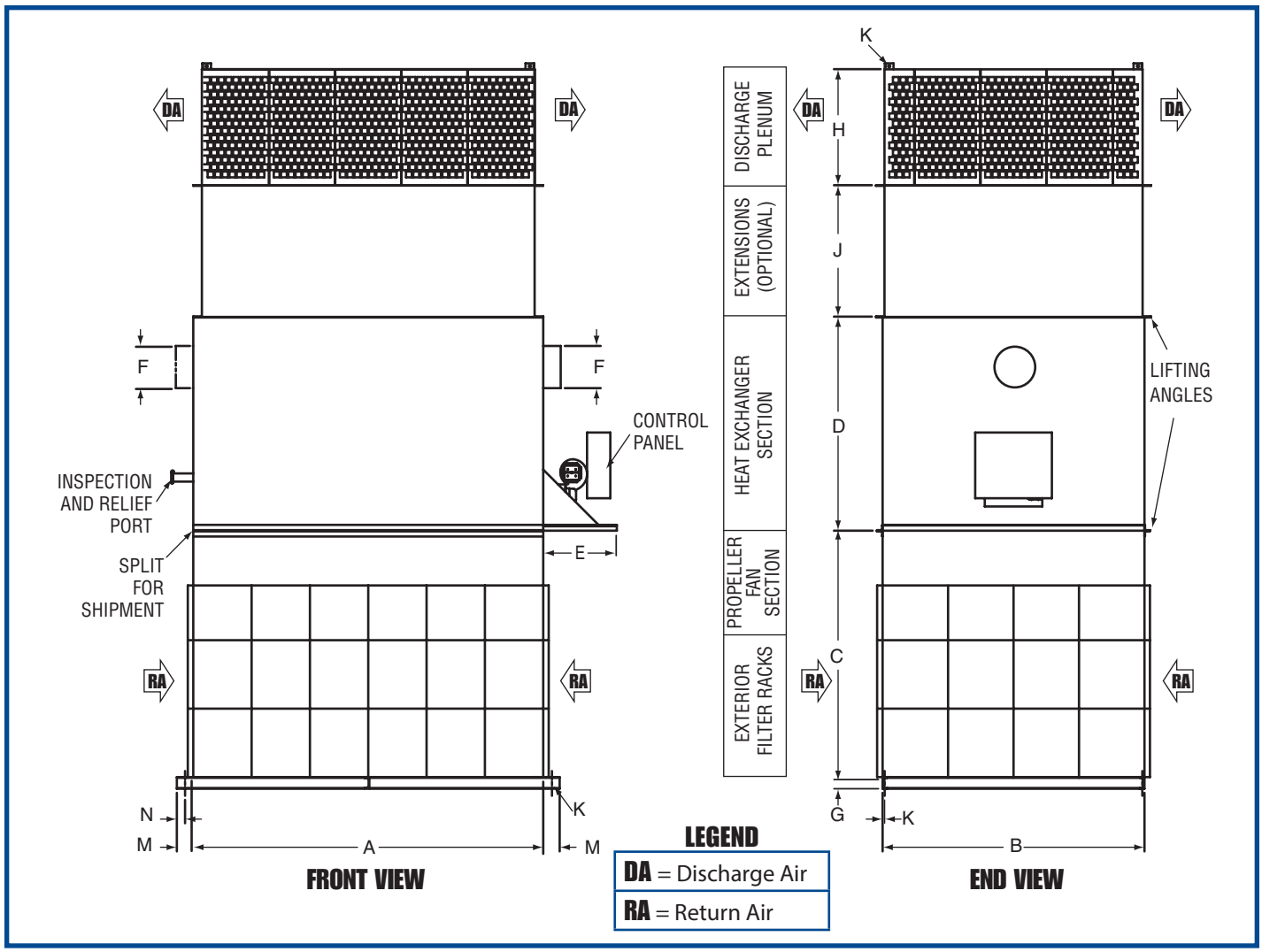

DIMENSIONS

	7500-136		7500-148		7500-154		7500-236		7500-242		7500-248		7500-254		7500-260		7500-272	
	in	cm	in	cm	in	cm	in	cm	in	cm	in	cm	in	cm	in	cm	in	cm
A	60	152.4	72	182.8	85	215.9	90	228.6	100	254.0	116	294.6	145	368.3	160	406.4	165	419.1
B	50	127.0	60	152.4	72	182.8	50	127.0	55	139.7	60	152.4	72	182.8	84	213.3	90	228.6
C	75	190.5	85	216.0	95	241.3	85	216.0	85	216.0	95	241.3	90	228.6	90	228.6	90	228.6
D	53	134.6	53	134.6	65	165.1	53	134.6	75 - 53 100 - 53 125 - 72	134.6 134.6 182.8	75 - 53 100 - 53 125 - 72 150 - 72 175 - 72	134.6 134.6 182.8 182.8 182.8	90	228.6	96	243.8	96	243.8
E	35	88.9	35	88.9	35	88.9	35	88.9	35	88.9	35	88.9	35	88.9	35	88.9	35	88.9
F	45 - 6 75 - 6 100 - 8	15.2 15.2 20.3	45 - 6 75 - 6 100 - 8	15.2 15.2 20.3	45 - 6 75 - 6 100 - 8 125 - 10	15.2 15.2 20.3 25.4	45 - 6 70 - 6 100 - 8	15.2 15.2 20.3	75 - 6 100 - 8 125 - 10	15.2 20.3 25.4	75 - 6 100 - 8 125 - 10 175 - 12	15.2 20.3 25.4 30.4	175 - 12 225 - 12 300 - 14	30.4 30.4 35.5	300 - 14 450 - 16	35.5 40.6	300 - 14 450 - 16	35.5 40.6
G	3	7.6	3	7.6	3	7.6	3	7.6	3	7.6	3	7.6	4	10.1	4	10.1	4	10.1
H	24	60.9	24	60.9	36	91.4	24	60.9	30	60.9	30	60.9	36	91.4	36	91.4	40	101.6
J	48	121.9	48	121.9	48	121.9	48	121.9	48	121.9	48	121.9	48	121.9	48	121.9	48	121.9
K	.75	1.9	.75	1.9	.75	1.9	.75	1.9	.75	1.9	.75	1.9	.75	1.9	.75	1.9	.75	1.9
M	6	15.2	6	15.2	6	15.2	6	15.2	6	15.2	6	15.2	6	15.2	6	15.2	6	15.2
N	3	7.6	3	7.6	3	7.6	3	7.6	3	7.6	3	7.6	3	7.6	3	7.6	3	7.6

IMPORTANT NOTES:

- All dimensions are subject to change without notice.
- Due to height of unit, additional support is recommended on top of the unit.
- Dimensions "D" and "F" may vary depending on heat exchanger size (ex. 45 = 450 MBH heat exchanger).
- Dimension "F" is flue diameter. Flue located on left side of unit for 1,000 MBH heat exchanger and smaller; flue located on right side of unit for 1,250 MBH heat exchanger and larger.

7500-Series Cooling Unit with Filtration

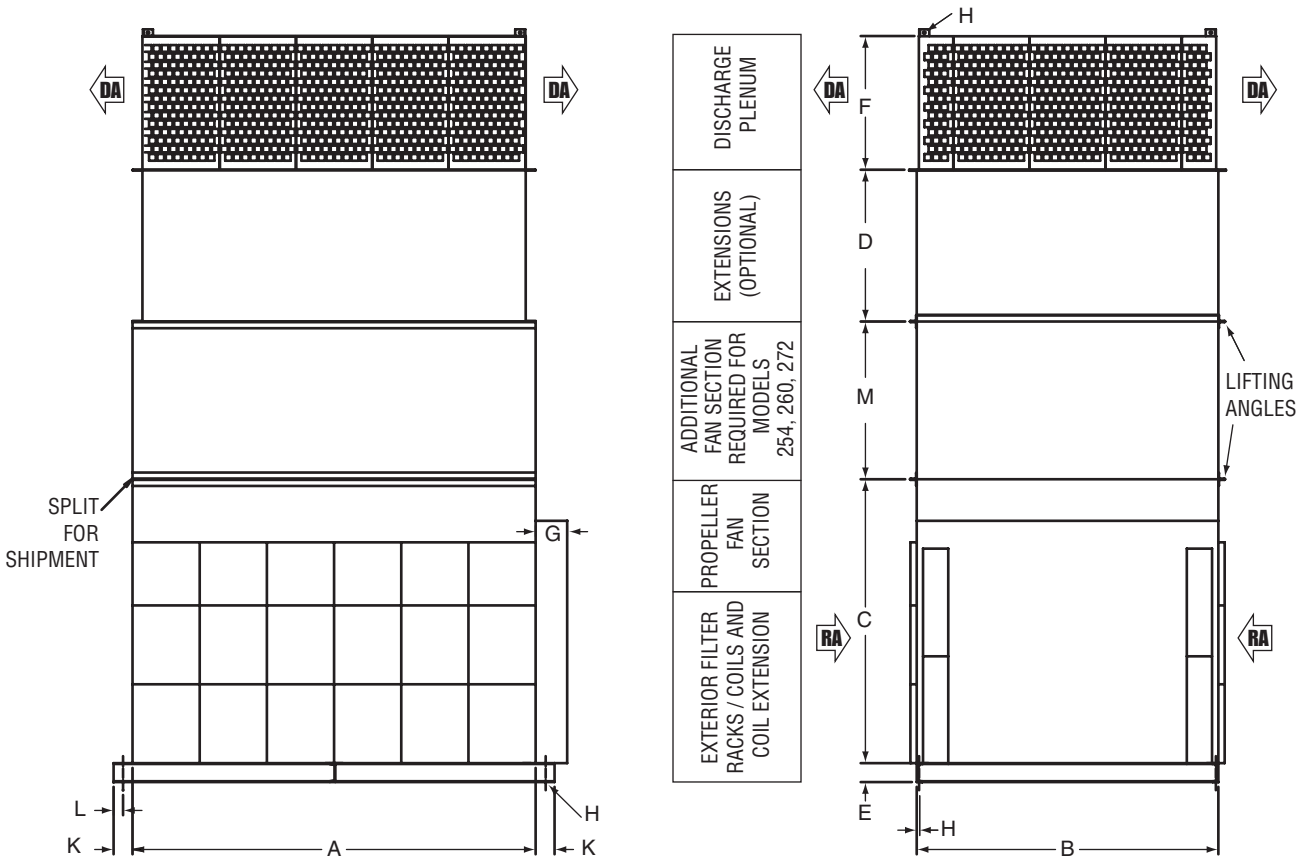

LEGEND

DA	= Discharge Air
RA	= Return Air

DIMENSIONS

	7500-136		7500-148		7500-154		7500-236		7500-242		7500-248		7500-254		7500-260		7500-272	
	in	cm	in	cm	in	cm	in	cm	in	cm	in	cm	in	cm	in	cm	in	cm
A	60	152.4	72	182.8	85	215.9	90	228.6	100	254.0	116	294.6	145	368.3	160	406.4	165	419.1
B	50	127.0	60	152.4	72	182.8	50	127.0	55	139.7	60	152.4	72	182.8	84	213.3	90	228.6
C	75	190.5	85	215.9	95	241.3	85	215.9	85	215.9	95	241.3	90	228.6	90	228.6	90	228.6
D	48	121.9	48	121.9	48	121.9	48	121.9	48	121.9	48	121.9	48	121.9	48	121.9	48	121.9
E	6	15.2	6	15.2	6	15.2	6	15.2	6	15.2	6	15.2	6	15.2	6	15.2	6	15.2
F	24	60.9	24	60.9	36	91.4	24	60.9	30	76.2	30	76.2	36	91.4	36	91.4	40	101.6
G	N/A	N/A	N/A	N/A	10	25.4	10	25.4	16	40.6	6	15.2	N/A	N/A	N/A	N/A	10	25.4
H	.75	1.9	.75	1.9	.75	1.9	.75	1.9	.75	1.9	.75	1.9	.75	1.9	.75	1.9	.75	1.9
J	.75	1.9	.75	1.9	.75	1.9	.75	1.9	.75	1.9	.75	1.9	.75	1.9	.75	1.9	.75	1.9
K	6	15.2	6	15.2	6	15.2	6	15.2	6	15.2	6	15.2	6	15.2	6	15.2	6	15.2
L	3	7.6	3	7.6	3	7.6	3	7.6	3	7.6	3	7.6	3	7.6	3	7.6	3	7.6
M	N/A	N/A	N/A	N/A	N/A	N/A	N/A	N/A	N/A	N/A	N/A	N/A	50	127.0	50	127.0	50	127.0

IMPORTANT NOTES:

- All dimensions are subject to change without notice.
- Due to height of unit, additional support is recommended on top of unit.

7500-Series Heating and Cooling Unit with Filtration

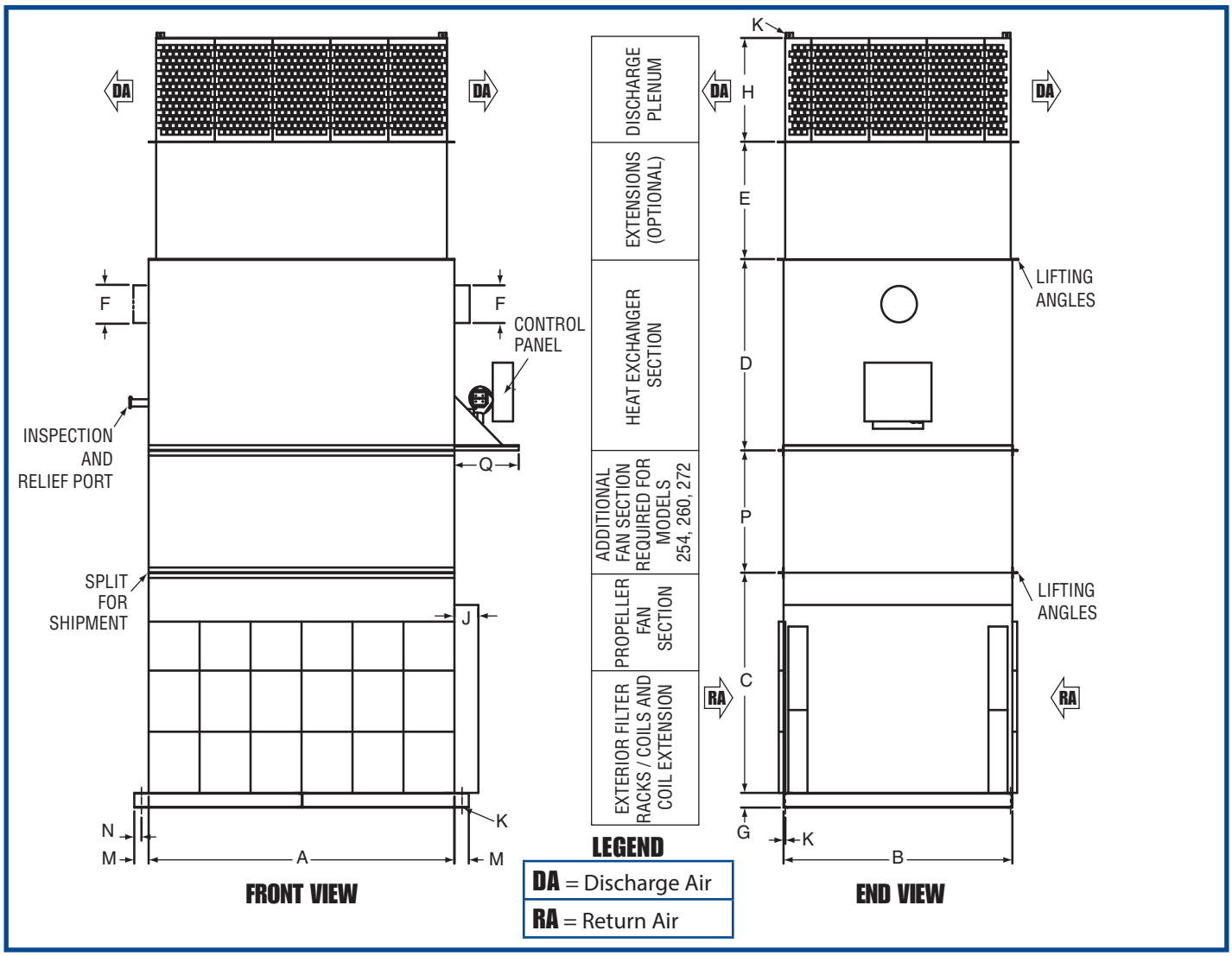

DIMENSIONS

	7500-136		7500-148		7500-154		7500-236		7500-242		7500-248		7500-254		7500-260		7500-272	
	in	cm	in	cm	in	cm	in	cm	in	cm	in	cm	in	cm	in	cm	in	cm
A	60	152.4	72	182.8	85	215.9	90	228.6	100	254	116	294.6	145	368.3	160	406.4	165	419.1
B	50	127	60	152.4	72	182.8	50	127	55	139.7	60	152.4	72	182.8	84	213.3	90	228.6
C	75	190.5	85	215.9	95	241.3	85	215.9	85	215.9	95	241.3	90	228.6	90	228.6	90	228.6
D	53	134.6	53	134.6	65	165.1	53	134.6	75 - 53 100 - 53 125 - 72	134.6 134.6 182.8	75 - 53 100 - 53 125 - 72 150 - 72 175 - 72	134.6 134.6 182.8 182.8 182.8	90	228.6	96	243.8	96	243.8
E	48	121.9	48	121.9	48	121.9	48	121.9	48	121.9	48	121.9	48	121.9	48	121.9	48	121.9
F	45 - 6 75 - 6 100 - 8	15.2 15.2 20.3	45 - 6 75 - 6 100 - 8	15.2 15.2 20.3	45 - 6 75 - 6 100 - 8 125 - 10	15.2 15.2 20.3 25.4	45 - 6 75 - 6 100 - 8	15.2 15.2 20.3	75 - 6 100 - 8 125 - 10	15.2 20.3 25.4	75 - 6 100 - 8 125 - 10 175 - 12	15.2 20.3 25.4 30.4	175 - 12 225 - 12 300 - 14	30.4 30.4 35.5	300 - 14 450 - 16	35.5 40.6	300 - 14 450 - 16	35.5 40.6
G	6	15.2	6	15.2	6	15.2	6	15.2	6	15.2	6	15.2	6	15.2	6	15.2	6	15.2
H	24	60.9	24	60.9	36	91.4	24	60.9	30	76.2	30	76.2	36	91.4	36	91.4	40	101.6
J	N/A	N/A	N/A	N/A	10	25.4	10	25.4	16	40.6	6	15.2	N/A	N/A	N/A	N/A	10	25.4
K	.75	1.9	.75	1.9	.75	1.9	.75	1.9	.75	1.9	.75	1.9	.75	1.9	.75	1.9	.75	1.9
M	6	15.2	6	15.2	6	15.2	6	15.2	6	15.2	6	15.2	6	15.2	6	15.2	6	15.2
N	3	7.6	3	7.6	3	7.6	3	7.6	3	7.6	3	7.6	3	7.6	3	7.6	3	7.6
P	N/A	N/A	N/A	N/A	N/A	N/A	N/A	N/A	N/A	N/A	N/A	N/A	50	127	50	127	50	127
Q	35	88.9	35	88.9	35	88.9	35	88.9	35	88.9	35	88.9	35	88.9	35	88.9	35	88.9

IMPORTANT NOTES:

- All dimensions are subject to change without notice.
- Due to height of unit, additional support is recommended on top of the unit.
- Dimensions "D" and "F" may vary depending on heat exchanger size (ex. 45 = 450 MBH heat exchanger).
- Dimension "F" is flue diameter. Flue located on left side of unit for 1,000 MBH heat exchanger and smaller; flue located on right side of unit for 1,250 MBH heat exchanger and larger.

Tables D: Heating/Cooling Unit with Filtration Performance Information

(For cooling applications, consult factory. Base Unit Weights do not account for inclusion of cooling coils or exclusion of heat exchanger. Additional configurations are available upon request.)

7500-136

Airflow (CFM)	Motor (HP) (1 motor)	Output (MBH)		Temperature Rise Range		Base Unit Weight	
		Min.	Max.	°F	°C	lbs	kg
4,500	1.5	240	240	49 to 49	9.4 to 9.4	2,425	1,098.5
9,000	5	240	450	25 to 46	-3.9 to -3.9	2,505	1,134.8
12,000	5	240	450	19 to 35	-7.2 to 1.7	2,520	1,141.6

7500-148

Airflow (CFM)	Motor (HP) (1 motor)	Output (MBH)		Temperature Rise Range		Base Unit Weight	
		Min.	Max.	°F	°C	lbs	kg
10,000	5	240	450	22 to 42	-5.6 to 5.6	3,455	1,565.1
16,000	7.5	240	750	14 to 43	-10.0 to 6.1	3,470	1,571.9

7500-154

Airflow (CFM)	Motor (HP) (1 motor)	Output (MBH)		Temperature Rise Range		Base Unit Weight	
		Min.	Max.	°F	°C	lbs	kg
14,000	5	240	450	16 to 30	-8.9 to -1.1	4,080	1,848.2
22,000	7.5	240	750	10 to 32	-12.2 to 0.0	4,140	1,875.4
30,000	10	520	1,000	16 to 31	-8.9 to -0.6	4,210	1,907.1
30,000	10	560	1,250	17 to 39	-8.3 to 3.9	4,420	2,002.3

7500-236

Airflow (CFM)	Motor (HP) (1 motor)	Output (MBH)		Temperature Rise Range		Base Unit Weight	
		Min.	Max.	°F	°C	lbs	kg
9,000	1.5	240	450	25 to 46	-3.9 to 7.8	4,145	1,877.7
18,000	5	240	750	12 to 39	-11.1 to 3.9	4,240	1,920.7
24,000	5	520	1,000	20 to 39	-6.7 to 3.9	4,270	1,934.3

7500-242

Airflow (CFM)	Motor (HP) (1 motor)	Output (MBH)		Temperature Rise Range		Base Unit Weight	
		Min.	Max.	°F	°C	lbs	kg
21,000	5	240	750	11 to 33	-11.7 to 0.6	5,240	2,373.7
31,000	7.5	520	1,000	16 to 30	-8.9 to -1.1	5,270	2,387.3
31,000	7.5	560	1,250	17 to 37	-8.3 to 2.8	5,445	2,466.6

7500-248

Airflow (CFM)	Motor (HP) (1 motor)	Output (MBH)		Temperature Rise Range		Base Unit Weight	
		Min.	Max.	°F	°C	lbs	kg
22,000	5	240	750	10 to 32	-12.2 to 0.0	6,190	2,804.1
35,000	7.5	520	1,000	14 to 26	-10.0 to -3.3	6,345	2,874.3
45,000	10	560	1,250	12 to 26	-11.1 to -3.3	6,575	2,978.5
45,000	10	560	1,500	12 to 31	-11.1 to -0.6	6,730	3,048.7

7500-254

Airflow (CFM)	Motor (HP) (1 motor)	Output (MBH)		Temperature Rise Range		Base Unit Weight	
		Min.	Max.	°F	°C	lbs	kg
40,000	5	560	1,750	13 to 41	-10.6 to 5.0	7,870	3,565.1
60,000	10	600	2,250	9 to 35	-12.8 to 1.7	8,310	3,764.4
65,000	15	600	2,500	9 to 36	-12.8 to 2.2	8,560	3,877.7

7500-260

Airflow (CFM)	Motor (HP) (1 motor)	Output (MBH)		Temperature Rise Range		Base Unit Weight	
		Min.	Max.	°F	°C	lbs	kg
54,000	7.5	600	2,916	10 to 50	-12.2 to 10.0	11,070	5,014.7
61,000	10	720	3,294	11 to 50	-11.7 to 10.0	11,335	5,134.8
74,000	15	720	4,000	9 to 50	-12.8 to 10.0	11,385	5,157.4

7500-272

Airflow (CFM)	Motor (HP) (1 motor)	Output (MBH)		Temperature Rise Range		Base Unit Weight	
		Min.	Max.	°F	°C	lbs	kg
62,000	7.5	600	3,000	9 to 45	-12.8 to 7.2	12,160	5,508.5
88,000	15	720	4,500	8 to 47	-13.3 to 8.3	12,385	5,610.4
100,000	15	720	4,500	7 to 42	-13.9 to 5.6	12,515	5,669.3

This product is not for residential use.
This document is intended to assist licensed professionals in the exercise of their professional judgment.

Rapid Engineering LLC
1100 Seven Mile Road NW
Comstock Park, MI 49321
Telephone: +1.616.784.0500
Toll Free: 800.536.3461
Fax: +1.616.784.0435
www.rapidengineering.com

© 2016 Rapid Engineering LLC *All rights reserved. No part of this work covered by the copyrights herein may be reproduced or copied in any form or by any means – graphic, electronic, or mechanical, including photocopying, recording, taping, or information storage and retrieval systems – without written permission of Rapid Engineering LLC.*